



Whopper® Red With Bronze Leaf Improved Begonia



Ball Ingenuity™

The LANDSCAPE Begonia! Landscapers and their clients love the super-sized shows that Whopper puts on in mass plantings and large containers, thanks to the big, vigorous plants; exceptional bloom size and excellent heat tolerance.

Available as Ball Premier Line® seed. A Ball Ingenuity product, available exclusively through Ball Seed. All four varieties have been improved for better uniformity and even more flower power! Whopper produces extra-large flowers up to 3 in. (7 cm) across, and keeps blooming from Spring through the end of Fall – a must for creating 55 MPH drive-by color. Recommended for growing in 4-in. (10-cm) pots to sell as a green plant to landscapers, or in gallon containers in bloom.

General Information

Height: 30 - 34" (76 - 86cm) Spread: 22" (56cm) Exposure: Shade, Partial Sun

Germination Guide

Plug Size: 288 Cover Seed: No Germination Temp: 72-76°F/22-24°C Days to germinate: 6-8 Plug Crop weeks: 9-10

Finishing

Soil pH: 5.5-5.8 Light Levels (fc): 3,500 Temperature Day: 64-67°F (18-19°C) Temperature Night: 68-70°F (20-21°C) Fertilization (ppm N): 100-150 ppm N No. of Pinches: none

Comments:


Light can be gradually increased for plugs prior to transplant. 10-100f.c. (days 1-11), 2,000-2,500f.c. (days 12-20), 3,000-3,500f.c. (day 21-transplant) Two weeks after transplant, reduce temperature to 62-65°F (17-18°C) day/56-58°F (13-14°C) for toning. Begin with a saturated (5) media for the first 10 days and on day 11 begin to dry them back slightly to wet (4). This will help in the seedlings rooting into the media. On day 11 begin to alternate between a wet (4) and a moist (3) until day 21. On day 21 it is critical to begin a good wet to dry cycle to prevent algae growth and help with the uptake of nutrients. At this point you can alternate between a wet (4) and a medium (2). For finishing, alternate between moisture levels wet (4) and medium (2). Let plants dry back to at least a medium (2) before re-saturating to a wet (4). Extremely dry plants will have a grayish cast to the leaves. Avoid watering plants under high temperature and light when the leaf temperature is excessive. This can cause leaf burn.

Crop Time (weeks)


4- to 5-inch (10- to 13-cm) Pots, Quarts : 14-16 weeks 6-inch (15-cm) Pots, Gallons: 14-16 weeks 10- to 12-inch (25- to 30-cm) Tubs or Baskets: 14-16 weeks

NOTE: Growers should use the information presented here as guidelines only. Ball Ingenuity recommends that growers conduct a trial of products under their own conditions. Crop times will vary depending on the climate, location, time of year, and greenhouse environmental conditions. It is the responsibility of the grower to read and follow all the current label directions relating to the products. Nothing herein shall be deemed a warranty or guaranty by Ball Ingenuity of any products listed herein. Ball Ingenuity's terms and conditions of sale shall apply to all products listed herein.

Other Varieties




New Whopper® Salmon With Bronze leaf




Whopper® Pink With Green Leaf




Whopper® White With Green Leaf




Whopper® Red With Bronze Leaf Improved



Whopper® Red With Green Leaf



Whopper® Rose With Bronze Leaf



Whopper® Rose With
Green Leaf